

**PETITION TO CEASE THE IMPLEMENTATION OF
TARIFF INCREASE OF UP TO 949%
AT THE PORT OF PASIG WITH COUNTER PROPOSAL**

TO: THE PHILIPPINE PORTS AUTHORITY BOARD OF DIRECTORS

CHAIRMAN MR. ARTHUR P. TUGADE
VICE-CHAIRMAN MR. JAY DANIEL R. SANTIAGO
MR. KARL KENDRICK T. CHUA
MR. ROGER G. MERCADO
MR. CARLOS G. DOMINGUEZ III
MR. ROY A. CIMATU
MR. RAMON M. LOPEZ
MR. ROBERT A. EMPEDRAD
MR. PHILIP S. TUAZON

CC: MAYOR FRANCISCO MORENO DOMAGOSO

April 11, 2022

DEAR SIR/MADAMES,

Greetings!

It has come to our attention that the Philippine Ports Authority will subject to public bidding the Pasig Port services, with the terminal contract to be awarded to the highest bidder.

We are aware that the highest bidder, upon takeover, will bring with it new and excessively high tariffs as experienced at the 12 or so ports, such as NASIPIT, MATNOG, SORSOGON, TABACO, PULUPANDAN, TACLOBAN, LEGAZPI, ILIGAN, OZAMIZ, PUERTO PRINCESA, ORMOC, CALAPAN, ZAMBOANGA, PAGADIAN, TAGBILARAN, MASAO and SURIGAO.

We hereby respectfully ask the PPA Board, who we view to **be enablers of the Philippine economic recovery**, that the application of these rates at the Port of Pasig be stopped for the following reasons:

1. **The increases in tariff are up to 949% (dry bulk). No amount of improved or additional services, if any at all, can support this unconscionable increase;**
2. The rates in neighboring MNHPI and assumedly of Northstar are similar to the rates of Pasig Port. Increasing rates at Pasig Port **will cause us to consider moving our operations to MNHPI** (and possibly Northstar) (Table 1);
3. We are still in **the first steps of recovery from the very negative economic impact of Covid19;**
4. We are in the **midst of energy price hikes affecting our businesses;**
5. The increased tariffs will further **unnecessarily and punishingly burden the end consumer**, who are already suffering from the current economic crisis;
6. Only the PPA and the winning bidder appear to financially benefit from this new tariff scheme

Sponsored Post


We hereby counter-propose the following:

The tariff increase be similar to that granted to MNHPI in 2017 i.e. 24% increase implemented in 3 trances of 8% each over three years.


We sincerely hope that our concerns and counter-proposal be addressed with the utmost urgency.

Sincerely yours,


Pasig Port Users Against PPA Tariff Increases



Josefino G. Baltazar
President
Movers and Managers
Corporation




Raquel M. Poco
President/CEO
J-Tram Integrated and
Marketing Corp.



Ralph Ricardo Palanca
Shipper
MCR LPG Store



Cenmark R. Quincela
General Manager
CQ Heirs Shipping Lines



Maribeth Malubay
Owner/Sole Proprietor
TBB Enterprises




Cinthia Baracoso
Shipper
CCB



Lemuel F. Fabula
President & General Manager
San Nicholas Lines, Inc.



Tristan Fritz A. Palanca
General Manager
JCAP Shipping Lines




Josephine V. Serrano
President Owner
JVS Journey Sea Trans. Inc.



Yeto M. Mariano
Operation-in-Charge
Masuda Marine Corp.



Fatima S. Gandionco
Sales and Marketing Manager
G Power Cargo Handling
Services (OPC)



Cecille Palanca
Shipper
RRIBB

Sponsored Post

Mega Equipt. International Corp. June 2013		BASIS	Arr/Stev + 12% vat		BASIS	Non Palletized Arrastre + 12% vat	Stev		BASIS	Non Palletized Arrastre + 12% vat	Stev		MEGA vs. PASIG RIVER PORT
													% Increase
I. General Cargo					I. General Cargo	Rev. Ton	177.25	41.60	I. General Cargo	Per Cbm or mt w/c ever is higher	543	543.00	614.944%
Cargoes in sacks,bags cartoons , etc	Metric Ton		75.95		Prime Commodities				Rice		130.00	130	71.165%
Prime Commodities					Rice	Rev.Ton	100.45	37.95	Sugar		130.00	130	71.165%
Rice	Rev.Ton		75.95		Sugar	Rev.Ton	100.45	37.95	corngrits		130.00	130	71.165%
Sugar	Rev.Ton		75.95		corngrits	Rev.Ton	100.45	37.95	Canned Milk		130.00	130	71.165%
corngrits	Rev.Ton		75.95		Canned Milk	Rev.Ton	169.5	37.95	Canned Fish		130.00	130	71.165%
Canned Milk	Rev.Ton		75.95		Canned Fish	Rev.Ton	177.25	37.95	Edible Oil		130.00	130	71.165%
Canned Fish	Rev.Ton		75.95		Edible Oil	Rev.Ton	177.25	37.95	Eggs - per doz		130.00	130	71.165%
Edible Oil	Rev.Ton		75.95		Eggs	Rev.Ton	177.25	37.95	School Supplies		130.00	130	71.165%
Eggs	Rev.Ton		75.95		School Supplies	Rev.Ton	177.25	37.95	Dressed Chicken- styro box		130.00	130	71.165%
School Supplies	Rev.Ton		75.95		Dressed Chicken	Rev.Ton	177.25	37.95	Flour - 20 kg		130.00	130	71.165%
Dressed Chicken	Rev.Ton		75.95		Flour	Metric Ton	99.80	37.00					
Flour	Metric Ton		75.95										
II BULK					II BULK				II BULK				
Dry Bulk	metric ton		24.40		Dry Bulk	metric ton			Dry Bulk	metric ton	256.00		949.180%
Liquid	metric ton		24.40		Liquid	metric ton			Liquid	metric ton	14.00		
III HEAVY LIFT					III HEAVY LIFT				III HEAVY LIFT				
5 tons or more	metric ton		248.8		5 tons or more	metric ton	448.75	41.6	5 tons or more	metric ton			
IV LINE HANDLING					IV LINE HANDLING				IV LINE HANDLING				
less than 25 GT			51.00		less than 25 GT		61		less than 25 GT		115.00		125.490%
25 up to 100 GT			86.00		25 up to 100 GT		102		25 up to 100 GT		195.00		126.744%
101 up to 500 GT			174.00		101 up to 500 GT		206		101 up to 500 GT		395.00		127.011%
501 up to 1000 GT			214.00		501 up to 1000 GT		258		501 up to 1000 GT		490.00		128.972%
1001 up to 3000 GT			301.00		1001 up to 3000 GT		360		1001 up to 3000 GT		685.00		127.575%
5001 up to 5000 GT			388.00		5001 up to 5000 GT		464		5001 up to 5000 GT		885.00		128.093%
5001 up to 10,000 GT			517.00		5001 up to 10,000 GT		618		5001 up to 10,000 GT		1175.00		127.273%
10,001 up to 20,000 GT			604.00		10,001 up to 20,000 GT		719		10,001 up to 20,000 GT		1370.00		126.821%
Above 20,000 GT			690.00		Above 20,000 GT		826		Above 20,000 GT		1600.00		131.884%

NOTE: NO NEW TARIFF RATES FOR LIVE ANIMALS, VEHICLES, IRON AND STEEL PRODUCTS, LOGS AND LUMBER