

**PETITION TO CEASE THE IMPLEMENTATION OF
TARIFF INCREASE OF UP TO 949%
AT THE PORT OF PASIG WITH COUNTER PROPOSAL**

TO: THE PHILIPPINE PORTS AUTHORITY BOARD OF DIRECTORS

CHAIRMAN MR. ARTHUR P. TUGADE
VICE-CHAIRMAN MR. JAY DANIEL R. SANTIAGO
MR. KARL KENDRICK T. CHUA
MR. ROGER G. MERCADO
MR. CARLOS G. DOMINGUEZ III
MR. ROY A. CIMATU
MR. RAMON M. LOPEZ
MR. ROBERT A. EMPEDRAD
MR. PHILIP S. TUAZON

CC: MAYOR FRANCISCO MORENO DOMAGOSO

April 11, 2022

DEAR SIRs/MADAMES,

Greetings!

It has come to our attention that the Philippine Ports Authority will subject to public bidding the Pasig Port services, with the terminal contract to be awarded to the highest bidder.

We are aware that the highest bidder, upon takeover, will bring with it new and excessively high tariffs as experienced at the 12 or so ports, such as NASIPIT, MATNOG, SORSOGON, TABACO, PULUPANDAN, TACLOBAN, LEGAZPI, ILIGAN, OZAMIZ, PUERTO PRINCESA, ORMOC, CALAPAN, ZAMBOANGA, PAGADIAN, TAGBILARAN, MASAO and SURIGAO.

We hereby respectfully ask the PPA Board, who we view to **be enablers of the Philippine economic recovery**, that the application of these rates at the Port of Pasig be stopped for the following reasons:

1. **The increases in tariff are up to 949% (dry bulk). No amount of improved or additional services, if any at all, can support this unconscionable increase;**
2. The rates in neighboring MNHPI and assumedly of Northstar are similar to the rates of Pasig Port. Increasing rates at Pasig Port **will cause us to consider moving our operations to MNHPI** (and possibly Northstar) (Table 1);
3. We are still in **the first steps of recovery from the very negative economic impact of Covid19;**
4. We are in the **midst of energy price hikes affecting our businesses;**

Sponsored Post

5. The increased tariffs will further **unnecessarily and punishingly burden the end consumer**, who are already suffering from the current economic crisis;
6. Only the PPA and the winning bidder appear to financially benefit from this new tariff scheme


We hereby counter-propose the following:

The tariff increase be similar to that granted to MNHPI in 2017 i.e. 24% increase implemented in 3 tranches of 8% each over three years.

We sincerely hope that our concerns and counter-proposal be addressed with the utmost urgency.

Sincerely yours,

Pasig Port Users Against PPA Tariff Increases




Josefino G. Baltazar
President
Movers and Managers Corporation



Raquel M. POCO
President/CEO
J-Tram Integrated and Marketing Corp.




Cenmark R. Quincela
General Manager
CQ Heirs Shipping Lines



Maribeth Malubay
Owner/Sole Proprietor
TBB Enterprises



Lemuel F. Fabula
President & General Manager
San Nicholas Lines, Inc.



Josephine V. Serrano
President Owner
JVS Journey Sea Trans. Inc.

Sponsored Post

Mega Equipt. International Corp. June 2013			Manila North Harbor Port Inc. July 2019			Pasig River Port - New Rates April 2022				MEGA vs. PASIG RIVER PORT	
	BASIS	Arr/Stev + 12% vat		BASIS	Non Palletized Arrastre + 12% vat	Stev		BASIS	Non Palletized Arrastre + 12% vat	Stev	% Increase
I. General Cargo			I. General Cargo	Rev. Ton	177.25	41.60	I. General Cargo	Per Cbm or mt w/c ever is higher	543	543.00	614.944%
Cargoes in sacks,bags cartoons , etc	Metric Ton	75.95	Prime Commodities				Prime Commodities				
Rice	Rev.Ton	75.95	Rice	Rev.Ton	100.45	37.95	Rice		130.00	130	71.165%
Sugar	Rev.Ton	75.95	Sugar	Rev.Ton	100.45	37.95	Sugar		130.00	130	71.165%
corngrits	Rev.Ton	75.95	corngrits	Rev.Ton	100.45	37.95	corngrits		130.00	130	71.165%
Canned Milk	Rev.Ton	75.95	Canned Milk	Rev.Ton	169.5	37.95	Canned Milk		130.00	130	71.165%
Canned Fish	Rev.Ton	75.95	Canned Fish	Rev.Ton	177.25	37.95	Canned Fish		130.00	130	71.165%
Edible Oil	Rev.Ton	75.95	Edible Oil	Rev.Ton	177.25	37.95	Edible Oil		130.00	130	71.165%
Eggs	Rev.Ton	75.95	Eggs	Rev.Ton	177.25	37.95	Eggs - per doz		130.00	130	71.165%
School Supplies	Rev.Ton	75.95	School Supplies	Rev.Ton	177.25	37.95	School Supplies		130.00	130	71.165%
Dressed Chicken	Rev.Ton	75.95	Dressed Chicken	Rev.Ton	177.25	37.95	Dressed Chicken- styro box		130.00	130	71.165%
Flour	Metric Ton	75.95	Flour	Metric Ton	99.80	37.00	Flour - 20 kg		130.00	130	71.165%
II BULK			II BULK				II BULK				
Dry Bulk	metric ton	24.40	Dry Bulk	metric ton			Dry Bulk	metric ton	256.00		949.180%
Liquid	metric ton	24.40	Liquid	metric ton			Liquid	metric ton	14.00		
III HEAVY LIFT			III HEAVY LIFT				III HEAVY LIFT				
5 tons or more	metric ton	248.8	5 tons or more	metric ton	448.75	41.6	5 tons or more	metric ton			
IV LINE HANDLING			IV LINE HANDLING				IV LINE HANDLING				
less than 25 GT		51.00	less than 25 GT		61		less than 25 GT			115.00	125.490%
25 up to 100 GT		86.00	25 up to 100 GT		102		25 up to 100 GT			195.00	126.744%
101 up to 500 GT		174.00	101 up to 500 GT		206		101 up to 500 GT			395.00	127.011%
501 up to 1000 GT		214.00	501 up to 1000 GT		258		501 up to 1000 GT			490.00	128.972%
1001 up to 3000 GT		301.00	1001 up to 3000 GT		360		1001 up to 3000 GT			685.00	127.575%
5001 up to 5000 GT		388.00	5001 up to 5000 GT		464		5001 up to 5000 GT			885.00	128.093%
5001 up to 10,000 GT		517.00	5001 up to 10,000 GT		618		5001 up to 10,000 GT			1175.00	127.273%
10,001 up to 20,000 GT		604.00	10,001 up to 20,000 GT		719		10,001 up to 20,000 GT			1370.00	126.821%
Above 20,000 GT		690.00	Above 20,000 GT		826		Above 20,000 GT			1600.00	131.884%

NOTE: NO NEW TARIFF RATES FOR LIVE ANIMALS, VEHICLES, IRON AND STEEL PRODUCTS, LOGS AND LUMBER